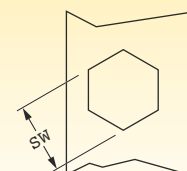
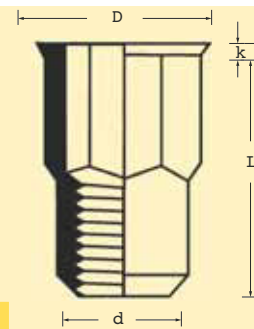
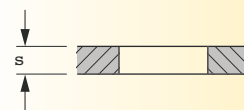


# INOX • STAINLESS STEEL • EDELSTAHL

ÉCROU AVEUGLE TÊTE AFFLEURANTE FÛT SEMI-HEXAGONAL  
 RIVET NUT / REDUCED COUNTERSUNK HEAD / HALF HEXAGONAL BODY  
 BLINDEINIETMUTTER / KLEINER SENKKOPF / HALB-SECHSKANTSCHAFT



	s	SW	d	L	k	D	DÉSIGNATION PART NUMBER BEZEICHNUNG
	0/+0.1						
<b>M4</b>	0,5-2,5	6,1	6	12	0,6	6,5	AM4 HS6.1 IN0525
<b>M5</b>	0,5-3,0	7,1	7	14	0,6	7,5	AM5 HS7.1 IN0530
<b>M6</b>	0,5-3,0	9,1	9	16	0,6	9,5	AM6 HS9.1 IN0530
<b>M8</b>	0,5-3,0	11,1	11	17	0,6	11,5	AM8 HS11.1 IN0530
<b>M10</b>	1,0-4,0	13,1	13	20,5	0,8	13,5	AM10 HS13.1 IN1040