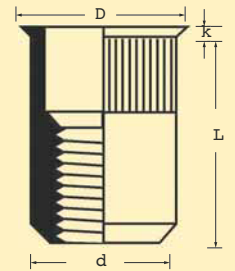
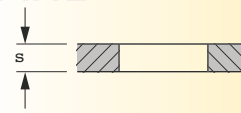



# INOX • STAINLESS STEEL • EDELSTAHL

ÉCROU AVEUGLE TÊTE AFFLEURANTE FÛT CYLINDRIQUE RAINURÉ  
 RIVET NUT / REDUCED COUNTERSUNK HEAD / KNURLED BODY  
 BLINDEINIETMUTTER / KLEINE SENKKOPF / RUNDSCHAFT RILLIERT



	s		d	L	k	D	DÉSIGNATION PART NUMBER BEZEICHNUNG
		0/+0.1					
<b>M3</b>	0,5-2,0	5	5	8,5	0,5	6,0	AM3 CR5 IN0520
<b>M4</b>	0,5-2,5	6	6	10,5	0,5	7,0	AM4 CR6 IN0525
<b>M5</b>	0,5-3,0	7	7	11,5	0,5	8,0	AM5 CR7 IN0530
<b>M6</b>	0,5-3,0	9	9	13,5	0,5	10,0	AM6 CR9 IN0530
<b>M8</b>	0,5-3,0	11	11	15,5	0,5	12,0	AM8 CR11 IN0530
<b>M10</b>	1,0-3,5	13	13	18,2	0,8	14,2	AM10 CR13 IN1035